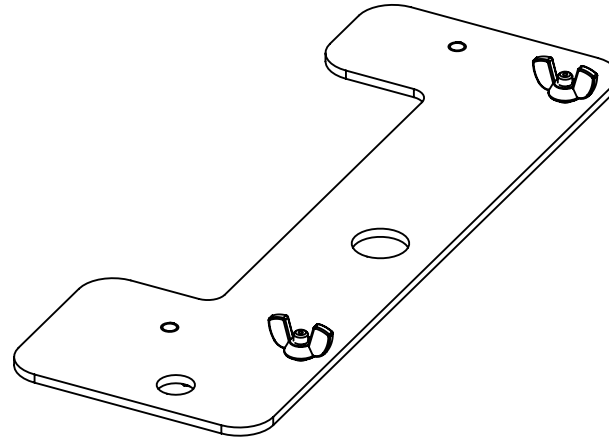
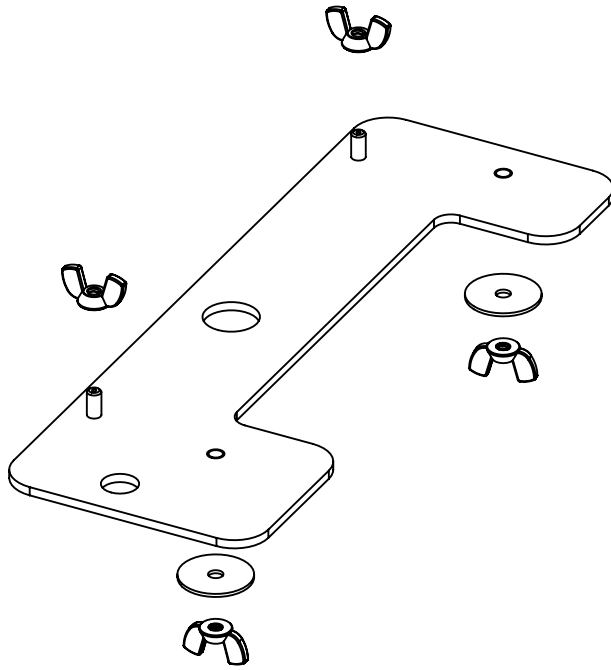


Walmart Part No.

**100707071**

Walmart Description

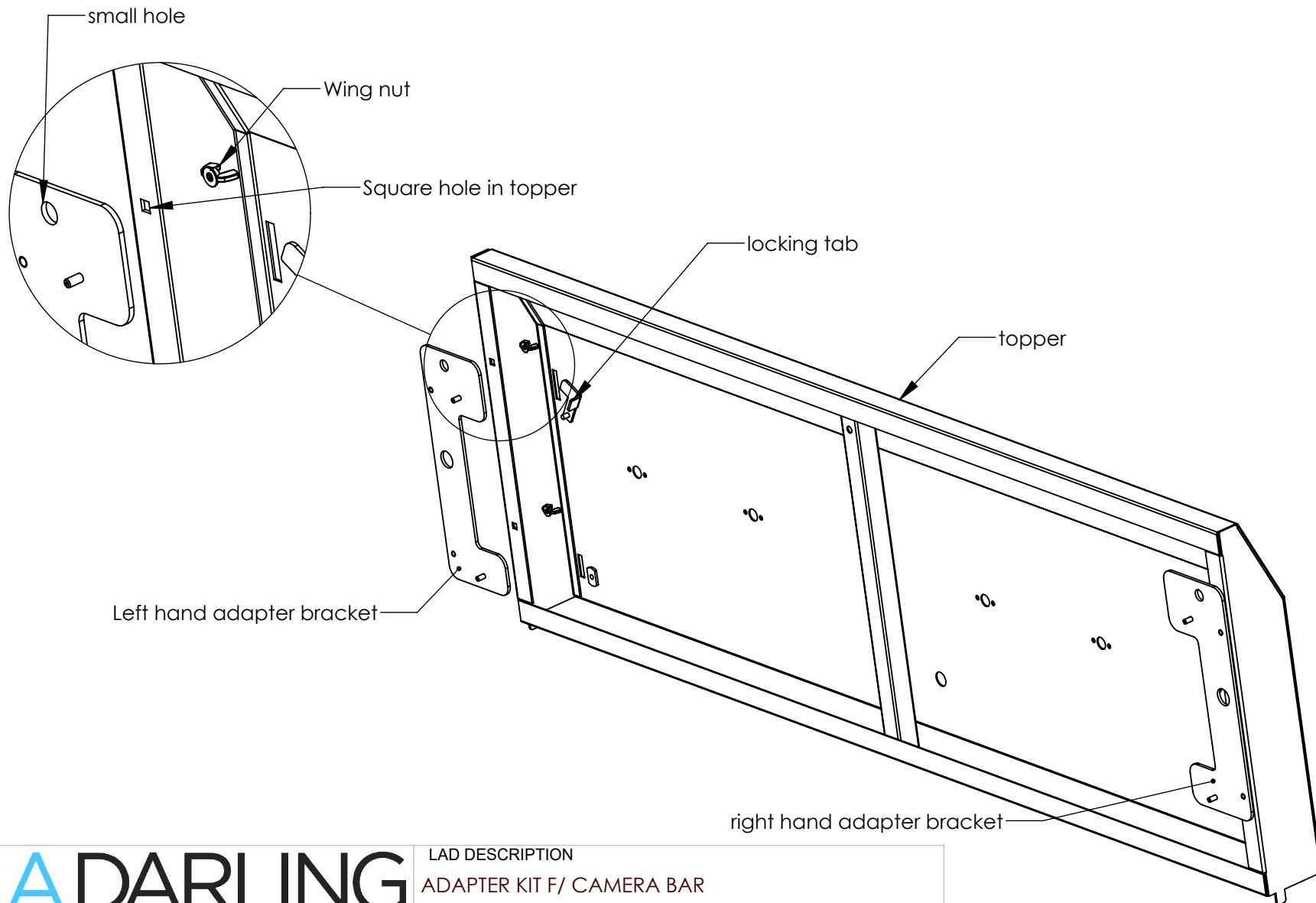
**ADAPTER BRACKET KIT F/  
CAMERA BAR 11X8X1**



Scan QR code or visit [www.ladarling.com/camera-bar-adapter/](http://www.ladarling.com/camera-bar-adapter/) for the latest copy of the instruction sheets.

STEP 1: Attach adapter brackets to bottom of topper through square holes with wing nuts.

Note! Small hole on each adapter bracket is oriented toward the front of the topper.



LAD DESCRIPTION			
ADAPTER KIT F/ CAMERA BAR			
LAD PART NO.	REV.	BY	DATE
53817200IS	1	RP	3/15/24

STEP 2: Attach all displayed product to holes on topper.

STEP 3: Secure backstop with light to topper with (2) 1/4"-20x1/2" screws. If required, attach acrylic cover through topper slots and secure using locking tabs.

STEP 4: With all product wires extending behind topper, lower topper onto security case so that threaded studs align with slots in top of security case. Secure from inside the case using (4) large washers and (4) wing nuts.

